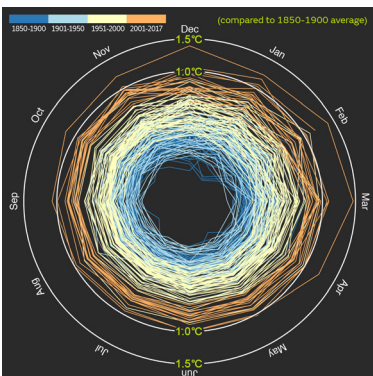


Earth spiral mobile

Use yellows, reds and cool blues to make this twirling Earth spiral mobile.

This project is inspired by the graph below. It shows the average global temperature for each month, from 1850 to 2017. The temperature increases as you move away from the centre of the circle. We know our climate is changing and since the Industrial Revolution, the average temperature of the planet has risen over 1°C. This is a rapid change in terms of our global climate system. Previously, natural global changes are understood to have happened over much longer periods of time.




Materials required

- Thin card
- Paints, pens, pencils or crayons
- A drawing pencil
- Scissors
- Glue
- Yarn or string



Activity Steps

- 01** Draw around circular objects of different sizes (eg plates, bowls, cups) to make concentric circles on your thin card.



- 02** Paint or colour the smallest ring with the coolest colour. Choose a warmer shade for the next ring and finish with the warmest shade on the outer ring.






03 On a separate piece of card, draw a planet Earth. You can print, colour and cut out our template if you prefer.



04 Cut around your circle artwork and place it face down on the table. Draw a spiral on the back and cut along the line carefully with scissors.





05 Glue the small planet Earth in the centre and tape a length of yarn or string onto the back so you can hang it up.



06 Your mobile will look very interesting as it twirls, reminding everyone who sees it to look after our beautiful planet.



You can print, colour and cut out this template.

